



BEHAVIORAL HEALTH SIGNAGE

SAFE CARE

protect the people in your care



REDUCE THE RISK OF IN-PATIENT SELF-HARM.

**2/90 Sign Systems
is a leading signage
manufacturer with
a proven history
of successfully
implementing
design-build facility
signage programs
for healthcare clients
throughout the U.S.**

SAFECARE IS DESIGNED FOR PATIENT-SAFETY. In any behavioral health environment where there is concern for patient safety, it is imperative to look for ways to create a safer, friendlier environment using ligature-resistant products. SafeCare's low-profile design and beveled edges inhibit a ligature point where a patient could use it with a strangulation tool in order to perform an act of self-harm.

In addition to ligature resistance, proper safety precautions must be put in place to ensure the safety of patients including tamper-resistant products. SafeCare is made of polycarbonate, which prevents it from breaking, removing the possibility of a choking hazard or being used as a sharp weapon. Paint and graphics are subsurface, including ADA-compliant tactile characters and Braille, to guard against tampering and destruction of property.

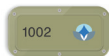
These ligature-resistant signs install securely with tamper-resistant, countersunk fasteners, plastic anchors, and adhesive. SafeCare is ideal for any facility where safety or durability are key factors, including healthcare facilities, schools, and institutional environments. We're proud to say SafeCare is the only American-made sign product meeting the strict needs of the New York State Office of Mental Health Safety Standards.

SAFECARE™

BEHAVIORAL HEALTHCARE SIGN FAMILY. 2/90's standard offering includes a complete family of 16 sign types to identify, inform, regulate, and direct. SafeCare signs offer a sustainable attribute for changeable information with supplied perforated paper inserts and online print templates. Custom sizes and shapes are available. In addition, 2/90 Sign Systems has a wide range of other products to meet all your signage needs.



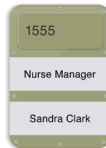
SC.01
4.25" x 5"
ADA ID



SC.02
4.25" x 8.5"
ADA ID with Logo



SC.04
8.375" x 8.5"
ADA ID with
Changeable Name



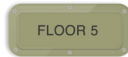
SC.05
11.875" x 8.5"
ADA ID with Multiple
Changeable Names



SC.06
9.75" x 8.5"
ADA ID with
Permanent Name



SC.07
9.75" x 8.5"
ADA ID with
Changeable Name
& Reveal Message



SC.03
4.25" x 10"
ADA ID




SC.08
10.5" x 8.5"
ADA Regulatory
Symbol



SC.09
9" x 8.5"
Permanent Information



SC.10
15.25" x 8.5"
Permanent Message
with Changeable
Information




SC.11
15.25" x 8.5"
Permanent Information



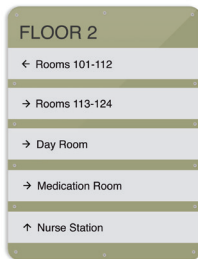
SC.12
12.75" x 11"
Permanent Message
with Changeable
Information



SC.13
12.75" x 11"
Permanent Information




SC.14
19.75" x 12.5"
ADA Regulatory
Stairwell



SC.15
22.375" x 17"
Directory with
Changeable Information



SC.16
29.375" x 17"
Directory with
Changeable Information



COLOR OPTIONS.

BE INSPIRED. SafeCare sign colors are available in any of 2/90's Prism and Designer colors. Choose a one-color scheme for any sign type or choose a two-color scheme for ADA sign types. Custom sign colors can be specified for an additional fee. SafeCare copy colors are available in Prism colors marked by an asterisk in the 2/90 Color Chart.

ONE-COLOR



SUBSURFACE
ADA COPY
SUBSURFACE
ADA SIGN
SUBSURFACE
COPY
SUBSURFACE
SIGN

TWO-COLORS



SUBSURFACE
ADA COPY
SUBSURFACE
ADA SIGN
SUBSURFACE
COPY
SUBSURFACE
SIGN

WE'RE HERE FOR YOU.

TURNKEY WAYFINDING SOLUTIONS. For more than 40 years, 2/90 has been providing solution-based architectural signage for our valued clients. We are the partner-of-choice to prestigious healthcare, corporate, education, and institutional facilities.

2/90 proudly offers comprehensive design and planning services, high-quality interior and exterior signage systems, full-service installation, and maintenance services, to implement effective wayfinding programs in the built environment.



ENGINEERED FOR SAFETY. DESIGNED TO INSPIRE.

- Ligature-resistant design with low-profile and beveled edges.
- Subsurface paint and graphics increase durability.
- Subsurface ADA (SSA) compliant graphics.
- Polycarbonate material does not break, removing the possibility of a choking hazard or creating sharp edges to inflict self-harm.
- Sustainable attribute for message changes with supplied perforated paper inserts and online templates.
- Select from 16 sign types to identify, inform, regulate, and direct.
- Available in one or two color schemes. Choose matching or complementary color for ADA sign types.
- Choose from gloss vinyl colors for SSA copy, reference asterisk colors in color chart.
- Custom sizes and shapes are available.
- Made in the U.S.A.

SafeCare installs securely with tamper-resistant, countersunk fasteners, plastic anchors, and adhesive.

PROTECT THE PEOPLE IN YOUR CARE. Contact 2/90 at 800.777.4310 or email info@290signs.com. We will evaluate your current wayfinding program and offer solutions that create a positive experience for patients, visitors, and staff. Schedule an appointment today!



5350 CORPORATE GROVE BLVD SE
GRAND RAPIDS, MI 49512 | 6.21
GSA CONTRACT NO. GS-07F-0265N

800.777.4310 | 290SIGNS.COM