

WebbGlide™ + WebbLok™ Shades

Durable, cordless window shades



inpro

obsessed with protecting buildings™



WebbGlide™ Shades

WebbGlide™ Shades are long-lasting shades featuring durable fabrics and side channels. The spring roller system allows you to adjust the shade with the touch of a finger, and easily set it where you leave it. They're also cordless, making them a safer option for areas where cord safety is a concern.



- Durable and low maintenance
- Cordless operation
- Innovative sleek design
- Easy to clean without removing the shade
- Available in dual shade for total light control
- Privacy track (not shown) keeps shade in place and provides additional light blocking

Durable shades for demanding environments.



One of the **toughest**
cordless shades on
the market.

WebbLok™ with Angled Security Fascia + Track in Bronze



WebbLok™ Shades with Angled Security Fascia + Track in Off-White

WebbLok™ Shades

WebbLok™ Shades are a self-contained shade system specifically designed for areas where damage or tampering may occur. The system features side channels and an extremely durable security box fascia to protect its mechanicals, making it one of the toughest cordless window shades on the market.



- Exclusive security box and back plate cover prevents tampering of shade hardware
- Cordless operation
- Extremely durable
- Easy to clean without removing the shade
- Designed for Behavioral Health applications*

*While this product is designed for Behavioral Health applications, it does not guarantee patient safety.

Custom printed shades + Patterns to fit your design style.



Create a theme from room to room by custom printing your WebbGlide™ or WebbLok™ Shades with the graphic of your choosing.

Printed shades can create a welcoming atmosphere in addition to hiding unsightly outdoor scenery. They're also less likely to be damaged or vandalized. Use beautiful landscapes and artwork or apply our standard fabric patterns to your shade for a simple added touch.

The design possibilities are endless!



Botanical
Huckleberry



Botanical
Caffee



Botanical
Desert Garden



Botanical
Quarryhill



Bay Breeze
San Leandro



Bay Breeze
Drakes



Bay Breeze
Rodeo Cove



Bay Breeze
Caramel



Crown Point
Chenille




Crown Point
Parchment



Crown Point
Suede



Crown Point
Cloud




Laguna
Taupe



Laguna
Bamboo



Laguna
Blue Ice



Laguna
Peach



Solana
Willow



Solana
Butternut




Solana
Wheat



Solana
Twilight




Southwest
Mojave



Southwest
Rio Rancho




Southwest
Indio




Southwest
Mesquite

3000 HT


Available in 3% and 5% openness factors.
Composition: 25% Polyester, 75% PVC




HT01
White/White




HT02
White/Beige




HT03
White/Light Grey



HT04
White/Dim Grey



HT08
White/Bronze



HT09
White/Charcoal

3000 Net

Available in 1%, 3%, and 5% openness factors. Unless noted.
Composition: 25% Polyester, 75% PVC



N 002 White/Beige



N 003 White/Grey



N 201 Beige/Beige
3%, 5%



N 202 Beige/Sable
5% Only



N 203 Beige/Grey



N 301 Grey/Grey



N 302 Grey/Dark
Grey 5% Only



N 304 Grey/Blue
5% Only



N 801 Bronze/Bronze
5% Only



N 901 Charcoal/
Charcoal 1%, 3%,
5%, 10%



N 902 Charcoal/
Bronze



N 903 Charcoal/
Grey

4700 P

Available in less than 1% openness factor.
Composition: 20% Polyester, 80% PVC



P001 White/White



P012 White/Beige/Beige

Florence Blackout

0% openness factor. Fabric is White on back side.
Composition: 25% Fiberglass, 75% PVC



Linen



Natural



Frost




Grey




Black

Noche Blackout


0% openness factor.
Composition: 25% Fiberglass, 75% PVC




Off White




White Linen




Linen




White Pearl



Linen Sand




Pearl Sand




Bronze

Pinpointe Matte FR Blackout


0% openness factor.
Composition: 25% Fiberglass, 75% PVC




Beige




Black



Charcoal




Ecru




Fawn




Ivory




Light Grey




Sable



Taupe



White



Linen

All fabrics meet the following performance and testing data:



CONFIDENCE
IN TEXTILES
Tested for harmful substances
according to Oeko-Tex® Standard 100
00000000



Children & Schools
GREENGUARD®
Indoor Air Quality Certified



ASTM INTERNATIONAL
ASTM G21 & G22



Flammability
NFPA 701

4000 Net

Available in 3% and 5% openness factors. Unless noted.
Composition: 27% Polyester, 73% PVC




Vision 351 Comfort Plus

Available in 1% openness factor.
Composition: 20% HT-PES, 80% PVC




Vision 650 FR

Available in 3% openness factor.
Composition: 15% HT-PES, 85% PVC



Vision Calico

Available in 5% openness factor.
Composition: 15% HT-PES, 85% PVC



Premium Plus Blackout

Available in 0% openness factor.
Composition: 25% Fiberglass, 75% PVC



All fabrics meet the following performance and testing data:




WebbGlide™ Hardware

Color Options

Privacy Track + Plastic Fascia



Mullions




WebbLok™ Hardware

Color Options


Security Box Fascia



Mullions



Track



*Up-charges apply.
Due to variances among monitors and printers, the color represented may appear differently than the actual products.

Fabric Price Index

Fabrics are listed from lowest priced (Price Group 1) to highest priced (Price Group 8)	
Fabric Group 1	18 oz Vinyl Scrim -White ONLY (Blackout)
Fabric Group 3	Pinpointe Matte FR (Blackout)
Fabric Group 5	Noche (Blackout)
	Florence (Blackout)
	Premium Plus (Blackout)
	3000 HT
	3000 Net
Fabric Group 6	4000 Net
	4700P
	Vision 650 FR
Fabric Group 7	Vision 351 Comfort Plus
	Vision Calico
Fabric Group 8	Custom Printed 18 oz Vinyl Scrim Blackout
Fabric Group 8	Custom Printed Solar Screen - 4700 P001 White/ White ONLY



WebbLok™ with Angled Security Fascia + Track in Bronze

Architectural Product Categories

IPC® **Door + Wall Protection**

ASCEND® **Elevator Protection**

JUNIPER™ **Commercial Window Treatments**

CLICKEZE® **Privacy Systems**

ENDURANT® **Washroom Systems**

SIGNSCAPE® **Architectural Signage**

JOINTMASTER® **Expansion Joint Systems**

inpro®

obsessed with protecting buildings™

inprocorp.com • 800.222.5556 • 262.679.9010
World Headquarters S80 W18766 Apollo Drive, Muskego, WI 53150 USA



©2019 Inpro Corporation